

1 hoeveel van elk?

Three boxes containing different combinations of white circles, black circles, and squares. Below each box is an empty square for the student to write the count.

2 welke splitsing?

<input type="radio"/>	<input type="radio"/>	<input type="radio"/>	<input type="radio"/>	3	1
<input type="radio"/>	<input type="radio"/>	<input type="radio"/>	<input type="radio"/>	<input type="radio"/>	<input type="radio"/>
<input type="radio"/>	<input type="radio"/>	<input type="radio"/>	<input type="radio"/>	<input type="radio"/>	<input type="radio"/>

<input type="radio"/>	<input type="radio"/>	<input type="radio"/>	<input type="radio"/>	<input type="radio"/>	<input type="radio"/>
<input type="radio"/>	<input type="radio"/>	<input type="radio"/>	<input type="radio"/>	3	2
<input type="radio"/>	<input type="radio"/>	<input type="radio"/>	<input type="radio"/>	<input type="radio"/>	<input type="radio"/>
<input type="radio"/>	<input type="radio"/>	<input type="radio"/>	<input type="radio"/>	<input type="radio"/>	<input type="radio"/>

3 hoeveel?

Three groups of stars. The first group is arranged in a 2x4 grid with a '7' in a box below it. The second group is arranged in a 3x4 grid. The third group is arranged in a 4x4 grid. Each group has an empty box for counting.

4 teken stippen.

Four ladybugs with different patterns of spots. Below each ladybug is a label: a 6 stippen, b 4 stippen, c 8 stippen, d 10 stippen.

5 hoeveel van elk?

Four boxes containing different combinations of white circles, black circles, and squares. Below each box is an empty square for the student to write the count.

○  3   ●  4   ○    ●    ○    ●    ○    ●    ○    ●

6 splits.

a welke splitsing?

<input type="radio"/>	<input type="radio"/>	<input type="radio"/>	<input type="radio"/>	<input type="radio"/>	<input type="radio"/>	<input type="radio"/>	<input type="radio"/>	<input type="radio"/>	6	1
<input type="radio"/>	<input type="radio"/>	<input type="radio"/>	<input type="radio"/>	<input type="radio"/>	<input type="radio"/>	<input type="radio"/>	<input type="radio"/>	<input type="radio"/>	<input type="radio"/>	<input type="radio"/>
<input type="radio"/>	<input type="radio"/>	<input type="radio"/>	<input type="radio"/>	<input type="radio"/>	<input type="radio"/>	<input type="radio"/>	<input type="radio"/>	<input type="radio"/>	<input type="radio"/>	<input type="radio"/>
<input type="radio"/>	<input type="radio"/>	<input type="radio"/>	<input type="radio"/>	<input type="radio"/>	<input type="radio"/>	<input type="radio"/>	<input type="radio"/>	<input type="radio"/>	<input type="radio"/>	<input type="radio"/>

b kleur de splitsing.

<input type="radio"/>	<input type="radio"/>	<input type="radio"/>	<input type="radio"/>	<input type="radio"/>	<input type="radio"/>	<input type="radio"/>	<input type="radio"/>	<input type="radio"/>	3	3
<input type="radio"/>	<input type="radio"/>	<input type="radio"/>	<input type="radio"/>	<input type="radio"/>	<input type="radio"/>	<input type="radio"/>	<input type="radio"/>	<input type="radio"/>	4	2
<input type="radio"/>	<input type="radio"/>	<input type="radio"/>	<input type="radio"/>	<input type="radio"/>	<input type="radio"/>	<input type="radio"/>	<input type="radio"/>	<input type="radio"/>	1	5
<input type="radio"/>	<input type="radio"/>	<input type="radio"/>	<input type="radio"/>	<input type="radio"/>	<input type="radio"/>	<input type="radio"/>	<input type="radio"/>	<input type="radio"/>	2	4
<input type="radio"/>	<input type="radio"/>	<input type="radio"/>	<input type="radio"/>	<input type="radio"/>	<input type="radio"/>	<input type="radio"/>	<input type="radio"/>	<input type="radio"/>	5	1
<input type="radio"/>	<input type="radio"/>	<input type="radio"/>	<input type="radio"/>	<input type="radio"/>	<input type="radio"/>	<input type="radio"/>	<input type="radio"/>	<input type="radio"/>	3	3

7 maak groepjes van 9.

A collection of 27 hourglasses. A group of 9 hourglasses is circled and labeled with the number 9. The remaining hourglasses are arranged in four rows for grouping.

1 kleur munten.

2 euro	1	1	1	1	1
3 euro	1	1	2	1	1
4 euro	2	1	1	2	1
5 euro	1	2	1	1	2
6 euro	1	1	2	1	2
7 euro	2	2	2	1	2
8 euro	1	1	2	2	2
9 euro	2	1	2	2	2

2

splits.  
a welke splitsing?


○ ○ ○ ○ ○ ○ ○	●	5	1
○ ○ ○ ○ ○ ○ ○	●		
○ ○ ○ ○ ○ ○ ○	●		
○ ○ ○ ○ ○ ○ ○	●		
○ ○ ○ ○ ○ ○ ○	●		

b kleur de splitsing.

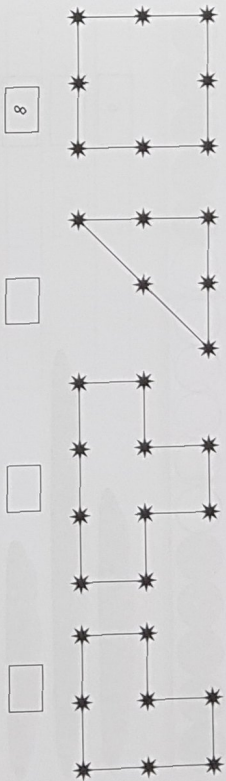
○ ○ ○ ○ ○ ○ ○	● ○ ○ ○ ○ ○ ○	2	3
○ ○ ○ ○ ○ ○ ○	○ ○ ○ ○ ○ ○ ○	4	1
○ ○ ○ ○ ○ ○ ○	○ ○ ○ ○ ○ ○ ○	3	2
○ ○ ○ ○ ○ ○ ○	○ ○ ○ ○ ○ ○ ○	1	4

3


hoeveel nog in de doos?



4 hoeveel?




5 maak groepjes van 8.



6

teken 2 meer.



7

teken 3 minder.



8

vul in.

1	3	5	5	7	9	2	4	6
6	8	10	4	6	8	2	2	4