



YURLS


Pasen werkboekje



Naam: _____ groep 3-4



woordzoeker



j	e	z	u	s	t	e	f	t	n
w	c	a	r	r	c	e	r	e	e
p	a	a	s	h	a	a	s	j	s
k	t	k	t	v	a	e	d	i	y
e	i	a	u	i	e	n	u	t	p
e	n	p	y	i	a	r	i	a	a
t	h	l	p	m	k	l	f	d	s
e	i	t	j	e	l	e	n	t	e
l	e	v	e	n	n	s	n	s	n
g	e	e	l	b	t	i	a	u	i

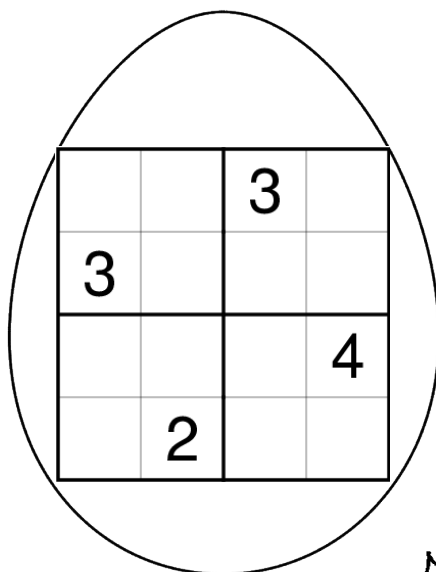
Woorden die je moet zoeken:

- eitje - geel - jezus
- kippen - kruis - kuiken
- lente - leven - mandje
- paashaas - pasen - verf


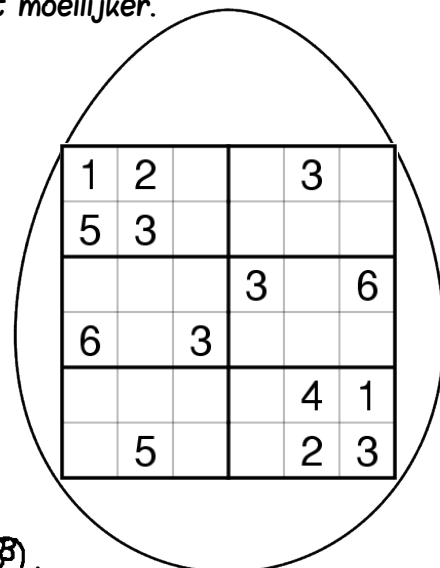


sudoku



In elk vakje komen de cijfers van 1 t/m 4. Maar ook op elke horizontale lijn (van links naar rechts) en elke verticale lijn (van boven naar beneden). Elk cijfer komt in het vakje of lijn maar één keer voor. Kun jij de cijfers op de goede plek zetten?




Deze Sudoku heeft cijfers van 1 t/m 6. Wel wat moeilijker.

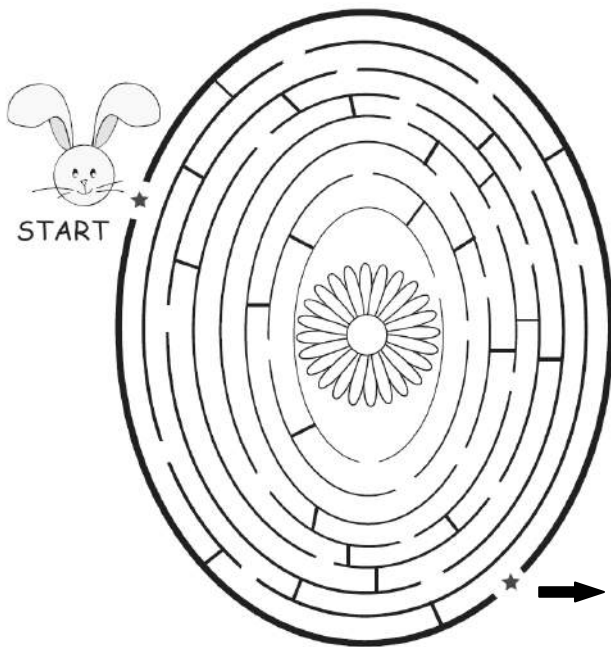


mandala



hoe teken je een paashaas?







doolhof

Help de paashaas.
Eerst naar het midden.
Dan naar de eieren.

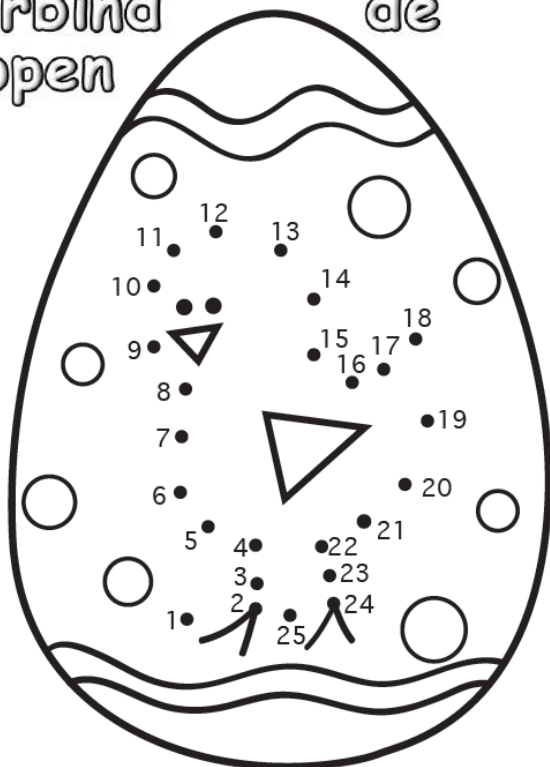


zoek de verschillen


In de twee eieren hieronder zitten 9 verschillen. Kun jij ze vinden?



verbind de stippen



doolhof






verhaal




De paashaas is zijn eitjes kwijt. Waar zijn ze gebleven?
Maak er een leuke tekening bij.

A large rectangular area containing 22 horizontal lines for writing a story.



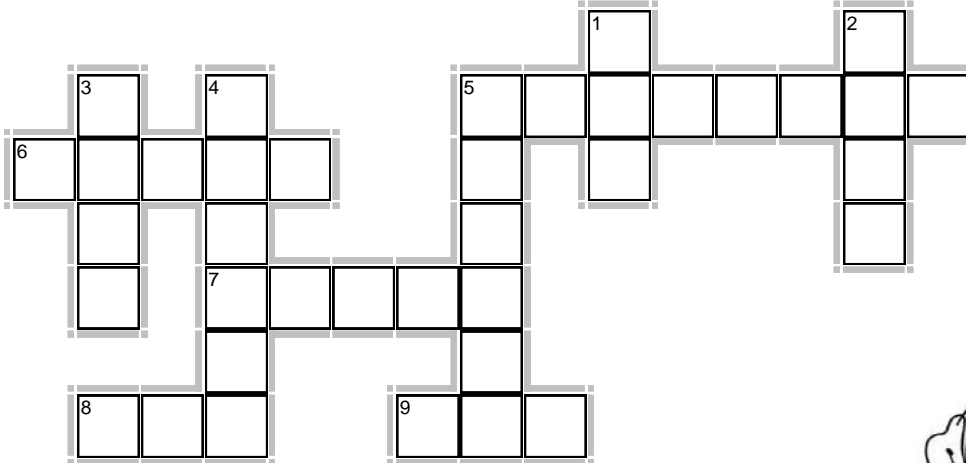

kruiswoordpuzzel





De woorden die je moet invullen zijn plaatjes.
Vul het woord in bij het juiste cijfer.



6. → 3. ↓ 7. → 8. → 4. ↓



9. → 5. ↓ 1. ↓ 5. → 2. ↓



husselwoorden

De letters staan door elkaar. Zet ze weer goed. Staat er een cijfer bij?
Zet die letter ook onderaan. Wat lees je? Het is een ander woord voor lente.

REVF

SIRKU

MADN


PEPKIN

PASNE

ASPIAE

ZSJEU

HASPASAA




T


1 2 3 4




kleurplaat




woordendoolhof



Zoek de weg door het pasen-doolhof.
Hoeveel keer kom je het woordje pasen tegen?

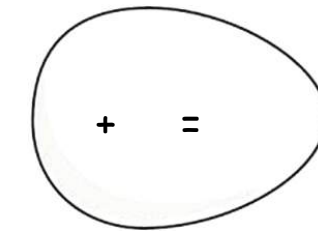
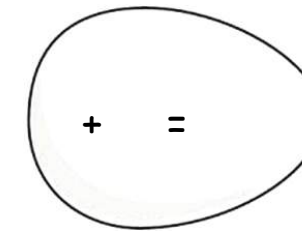
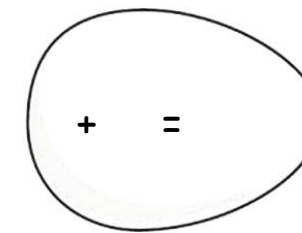
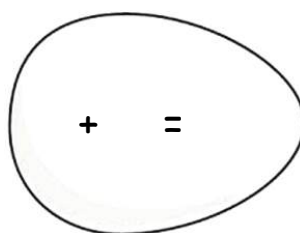
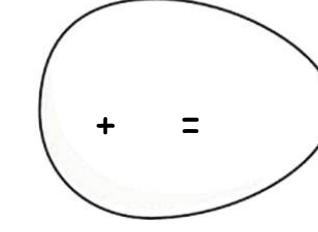
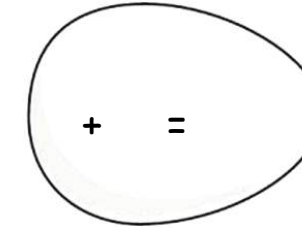
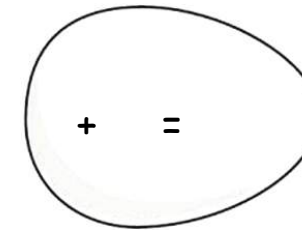
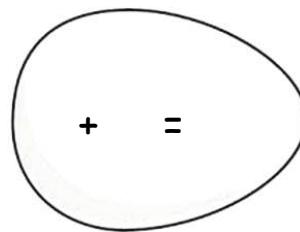
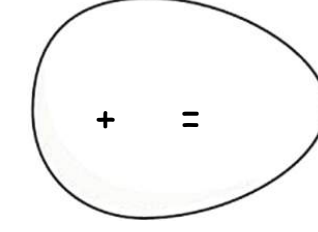
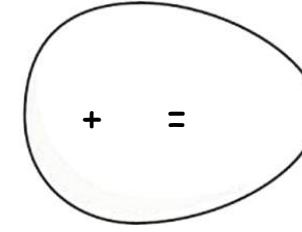
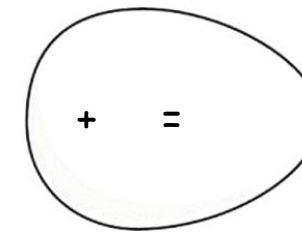
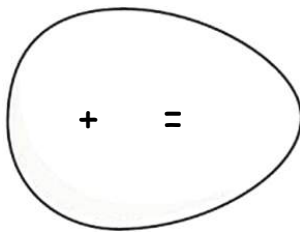
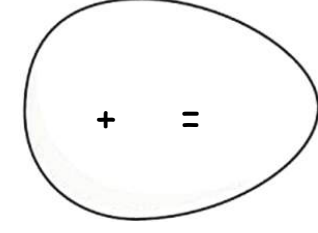
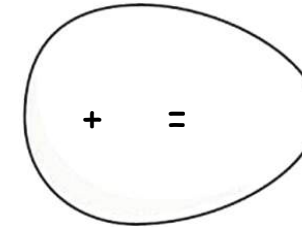
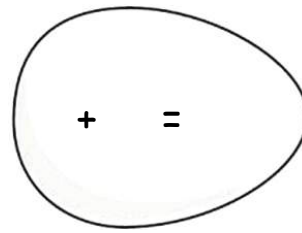
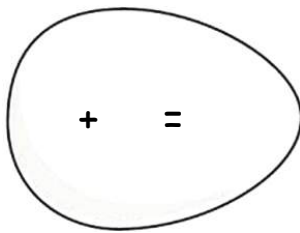
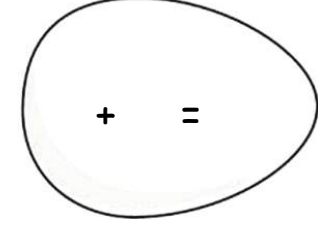
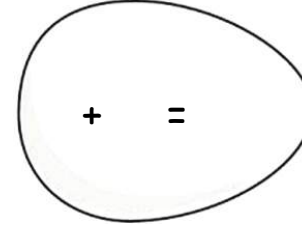
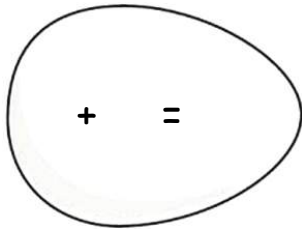
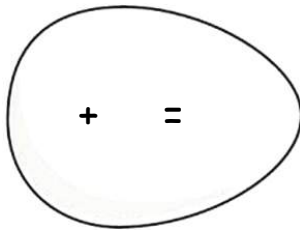
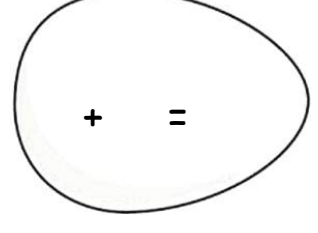
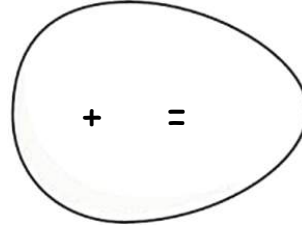
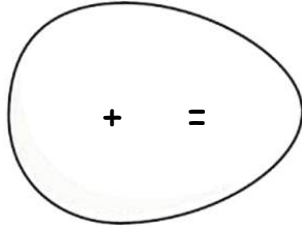
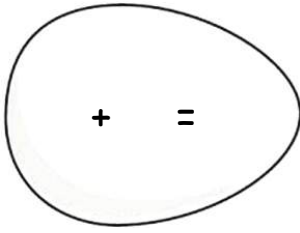


van 1 naar 2 en verder tot 80



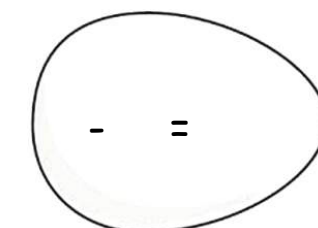
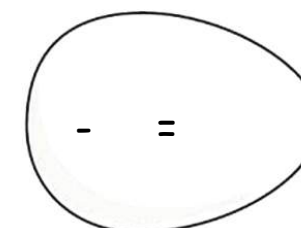
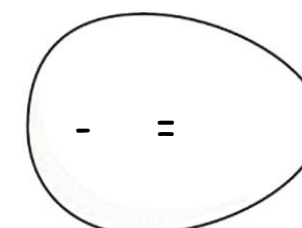
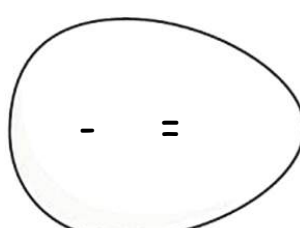
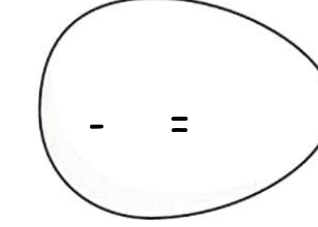
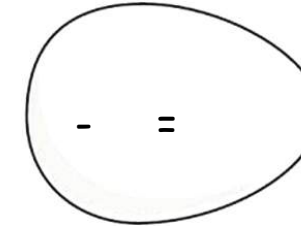
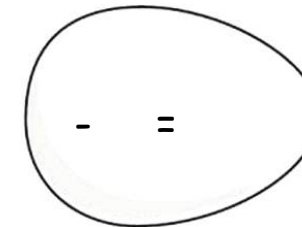
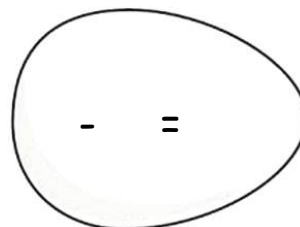
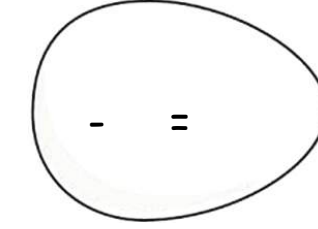
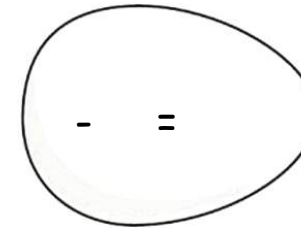
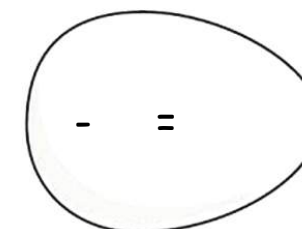
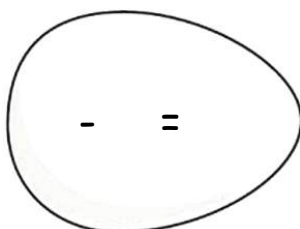
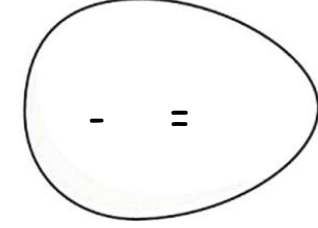
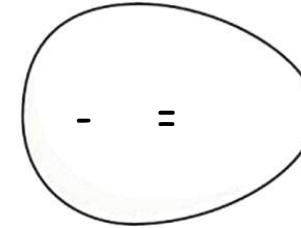
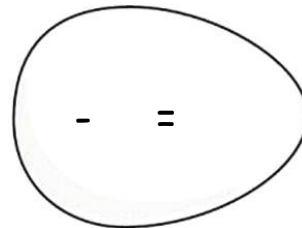
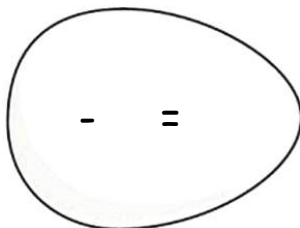
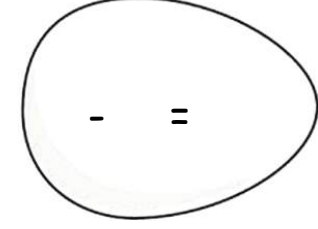
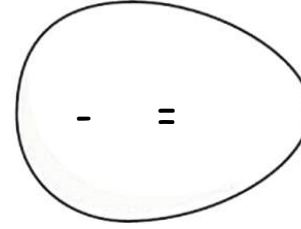
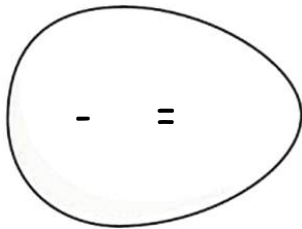
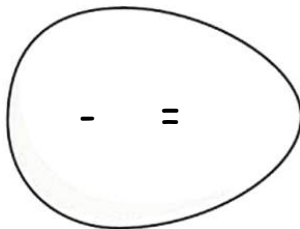
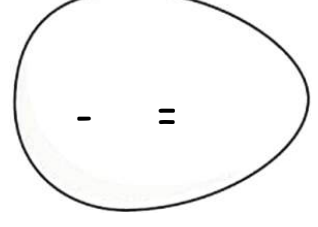
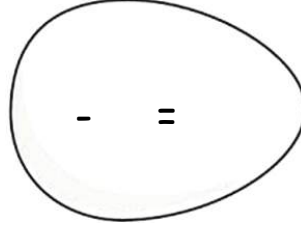
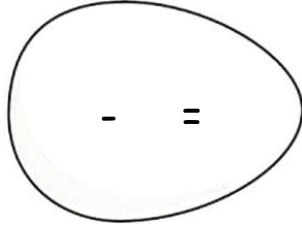
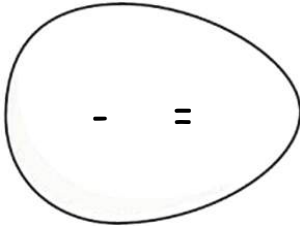
paas-ei sommen

Allemaal paasei-sommen.
Weet jij de uitkomst?
Knap hoor!



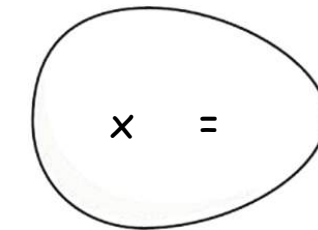
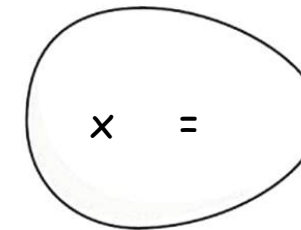
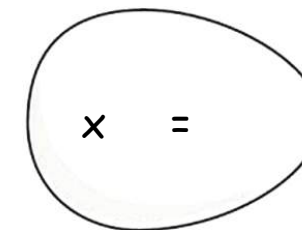
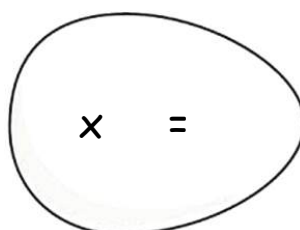
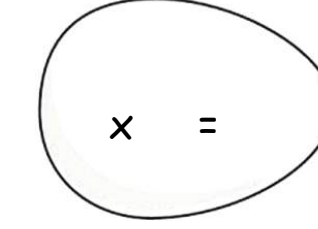
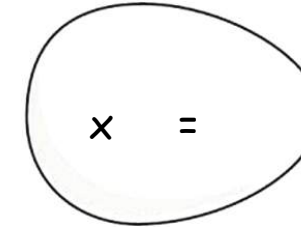
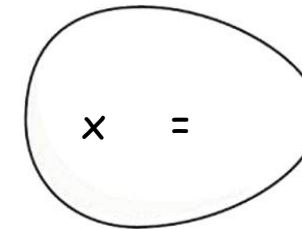
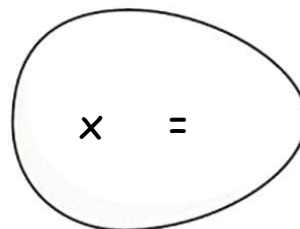
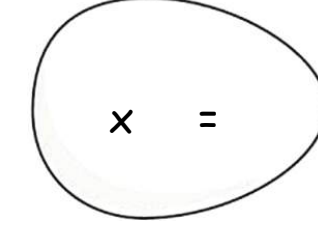
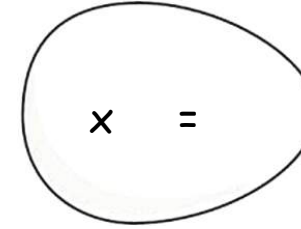
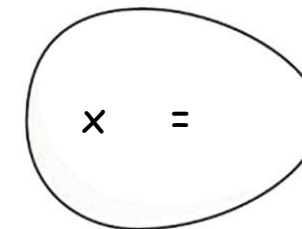
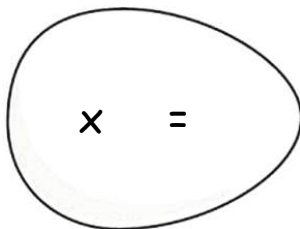
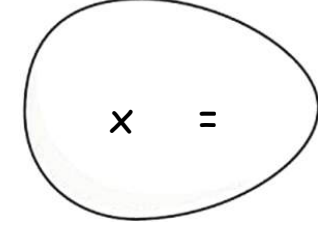
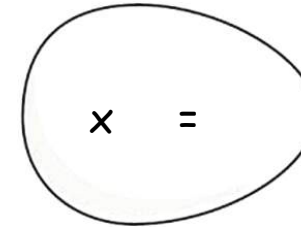
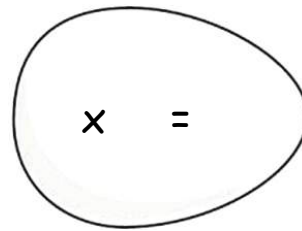
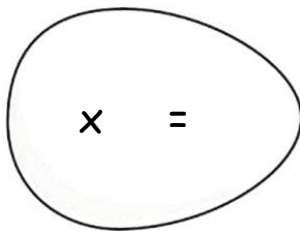
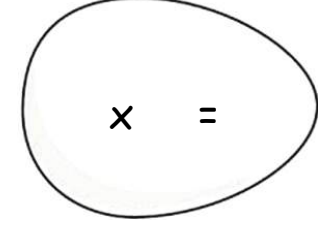
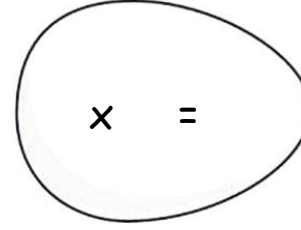
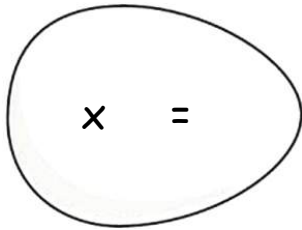
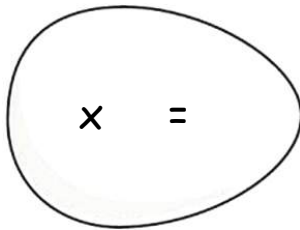
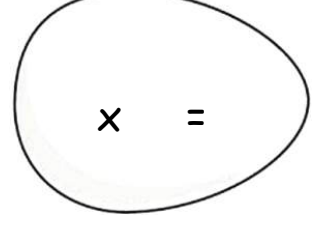
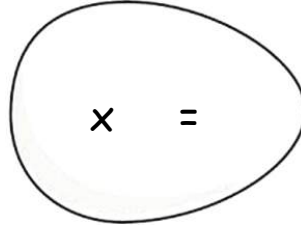
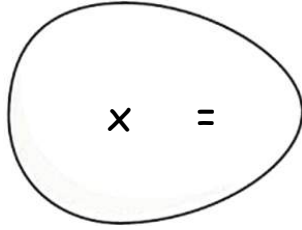
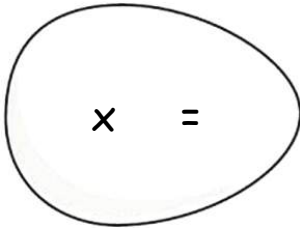
paas-ei sommen

Allemaal paasei-sommen.
Weet jij de uitkomst?
Knap hoor!



paas-ei sommen

Allemaal paasei-sommen.
Weet jij de uitkomst?
Knap hoor!



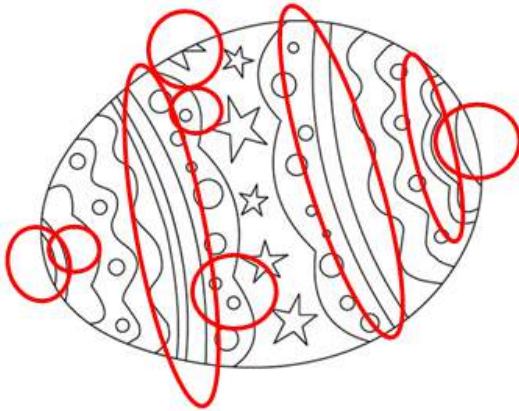
oplossingen

Sudoku's:

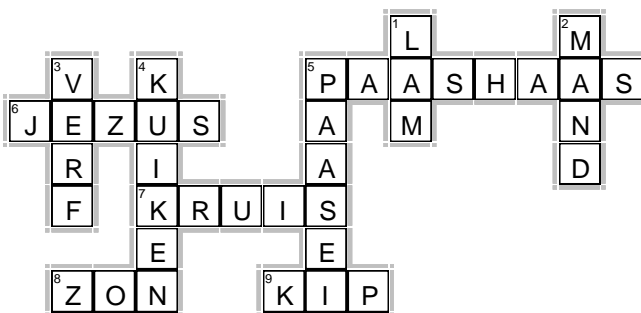
2	4	3	1
3	1	4	2
1	3	2	4
4	2	1	3

1	2	6	4	3	5
5	3	4	1	6	2
2	4	5	3	1	6
6	1	3	2	5	4
3	6	2	5	4	1
4	5	1	6	2	3

9 verschillen:



Kruiswoordpuzzel:




Husselwoorden:

verf – mand – pasen – jesus – kruis - kippen – paasei – paashaas

Woord: EITJE

Woordendoolhof:

Onderweg kom je 20 x het woordje **pasen** tegen.



Ei-sommen
Hier kunt u als leerkracht zelf diverse sommetjes invullen, waar uw groep op dit moment mee bezig is.

Yurls is een gratis tool waarmee je online je favorieten op internet verzamelt en deelt.

Registreren gaat zo:

- * Ga naar www.yurls.net
- * Klik op 'nieuw account' en vul de gegevens in.
- * Klik op de link in de e-mail die je ontvangt om je account te activeren.
- * Log in met je e-mailadres en het wachtwoord dat je hebt aangemaakt en lees de tips.
- * Het 'Yurlsen' kan beginnen!

Vragen? Ga naar <http://support.yurls.net>

Dit werkboekje maakt deel uit van:

<http://pasen.yurls.net> en <http://werkboekjes.yurls.net>