

YURLS

Lente

werkboekje




Naam: _____ groep 3-4

woordzoeker



v	i	k	g	z	s	d	b	o	l
e	l	i	u	u	l	n	r	i	j
v	b	i	k	i	e	e	z	i	j
v	e	o	n	d	k	t	n	o	l
m	r	u	e	d	s	e	u	t	n
k	a	o	l	e	e	q	n	l	e
c	r	a	n	e	b	r	k	a	p
b	w	a	r	m	n	b	n	m	s
k	a	l	f	t	b	l	o	e	m
c	j	m	l	b	o	t	p	d	n


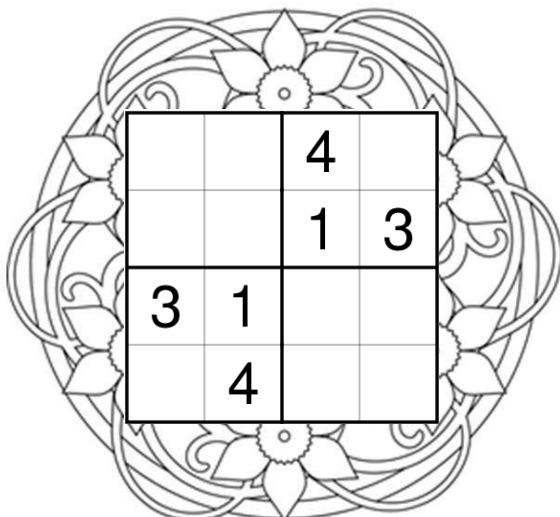


Woorden die je moet zoeken:






big, bij, bloem, bol, broeden, dril, ei, kalf, knop, krokus, kuiken, lam, lente, maart, nest, tulp, veulen, vlinder, warm, zon.

sudoku

In elk vakje komen de cijfers van 1 t/m 4. Maar ook op elke horizontale lijn (van links naar rechts) en elke verticale lijn (van boven naar beneden). Elk cijfer komt in het vakje of lijn maar één keer voor. Kun jij de cijfers op de goede plek zetten?


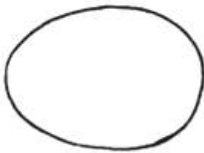


mandala





hoe teken je een

kip



vlinder





zoek de verschillen



In de twee plaatjes hieronder zitten 18 verschillen. Kun jij ze allemaal vinden?
Als je ze op het onderste plaatje aankruist, kun je het bovenste plaatje nog kleuren.





verhaal



Schrijf een verhaal over de lente. Maak er een leuke tekening bij.


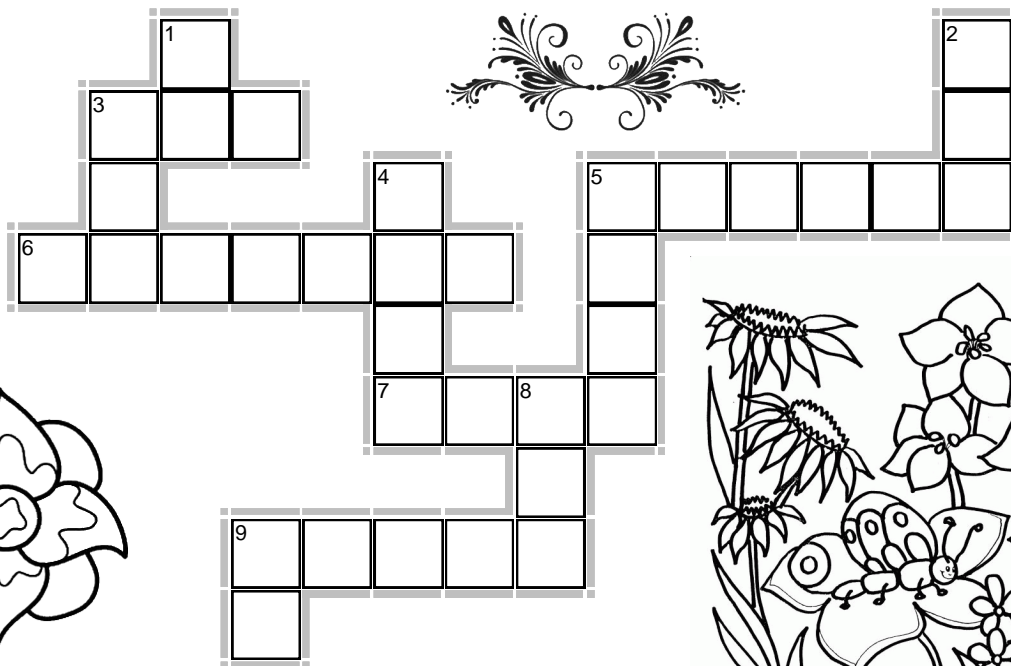
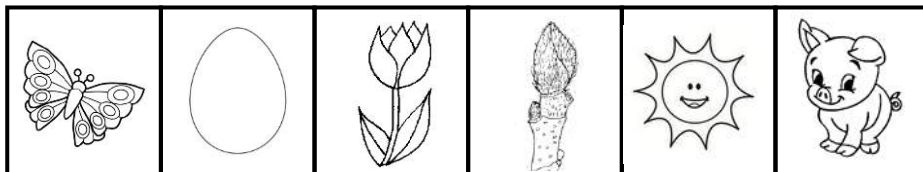
A large rectangular area containing horizontal lines for writing a story and a blank space at the bottom for drawing a picture.

kruiswoordpuzzel




De woorden die je moet invullen zijn plaatjes. Vul het woord in bij het juiste cijfer.

6. → 1. ↓ 7. → 5. ↓ 2. ↓ 3. →




3. ↓ 4. ↓ 5. → 8. ↓ 9. → 9. ↓





Tel de lammetjes



husselwoorden



De letters staan door elkaar. Zet ze weer goed. Staat er een cijfer bij?
Zet die letter ook onderaan. Wat lees je? Het is een ander woord voor lente.

NOJG

--	--	--	--

5

KUINEK

--	--	--	--	--	--

NETS

--	--	--	--

BELLNO

--	--	--	--	--	--

3

TEENL

--	--	--	--	--

PONPENK

--	--	--	--	--	--	--	--

MARAT

--	--	--	--	--

6 7 4

LIVNERD

--	--	--	--	--	--	--	--

1

8

ONEMBEL

--	--	--	--	--	--	--	--

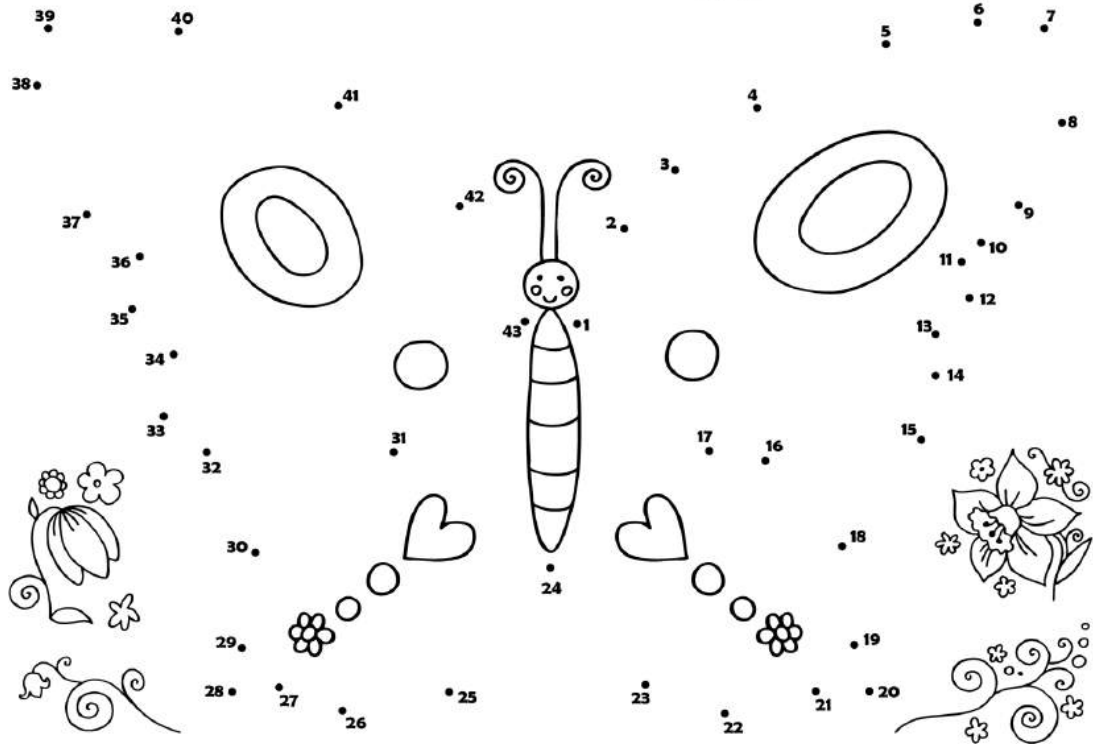
2

--	--	--	--	--	--	--	--

1 2 3 4 5 6 7 8



verbind de stippen






kleurplaat




doolhof


De vogel wil bij haar nest komen. Hoe moet ze vliegen? Kun jij haar helpen?



De bij wil naar de bloemen toe.
Hoe moet ze vliegen?.

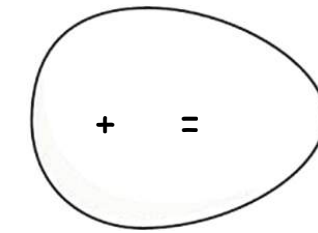
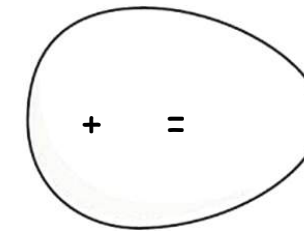
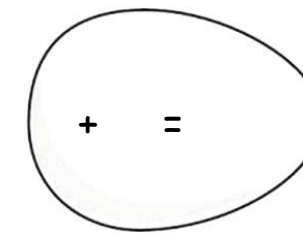
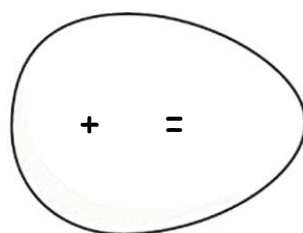
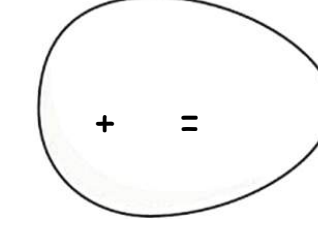
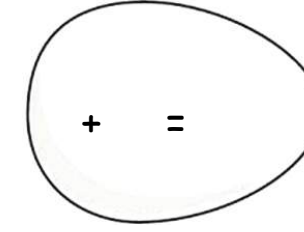
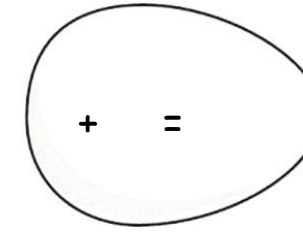
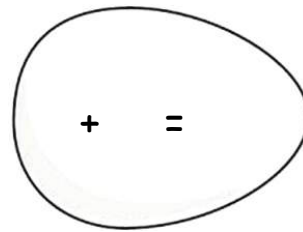
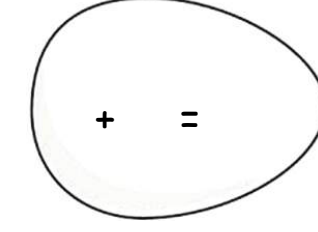
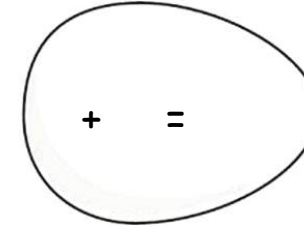
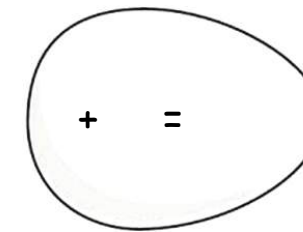
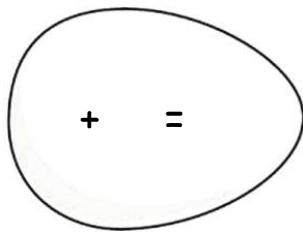
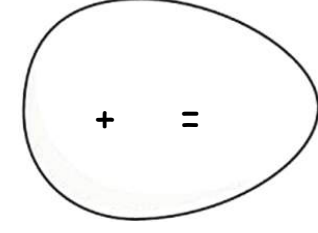
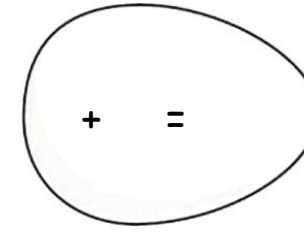
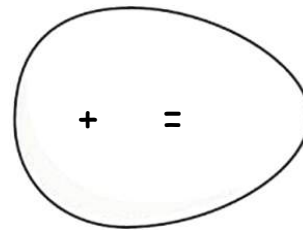
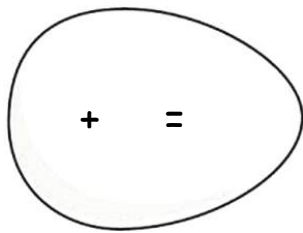
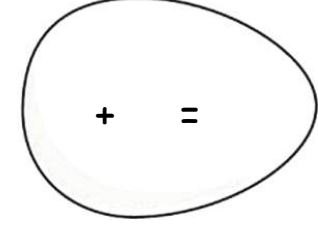
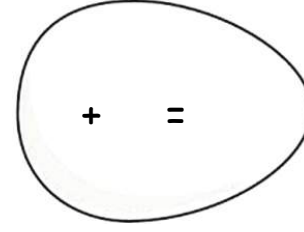
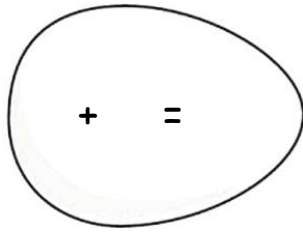
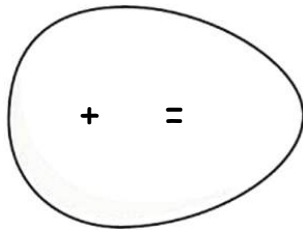
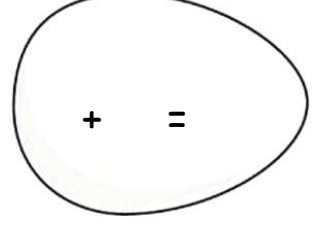
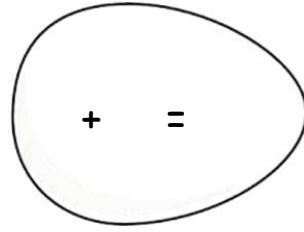
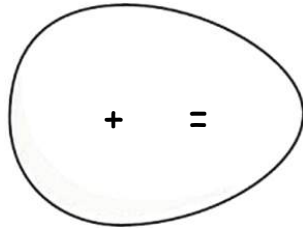
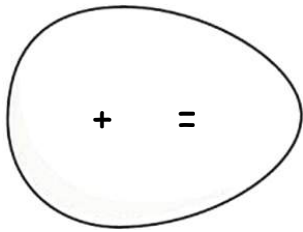



Hoe komt het kleine lammetje weer
bij haar mama? Mèèèhh !!! (= help !!!)



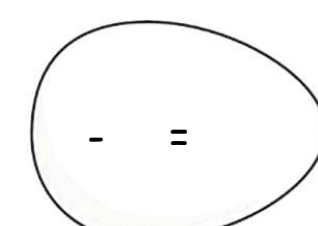
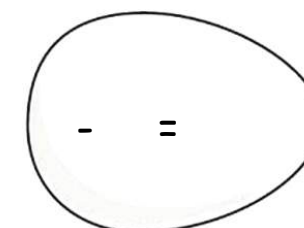
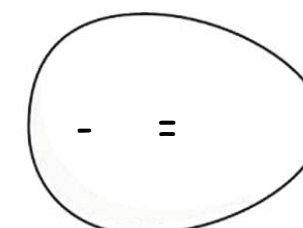
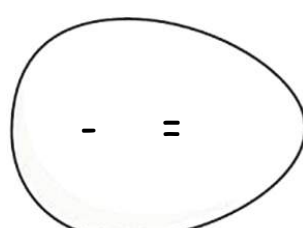
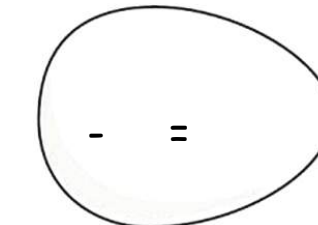
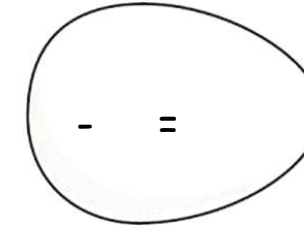
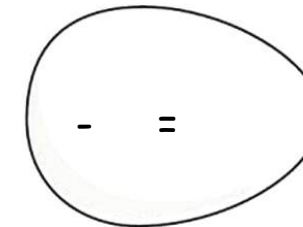
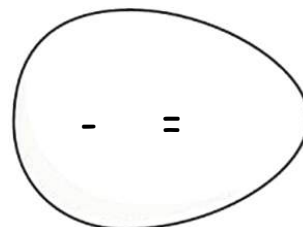
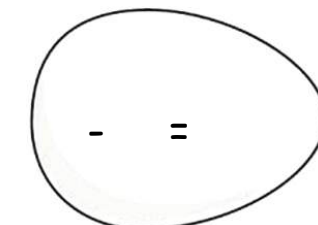
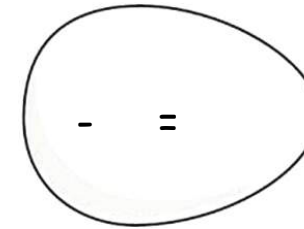
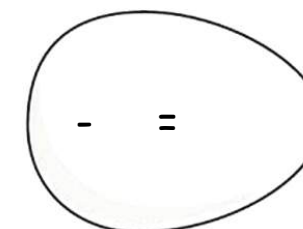
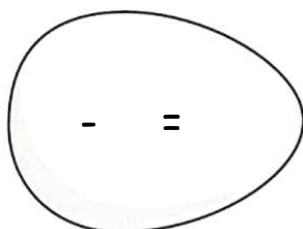
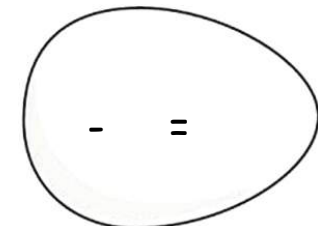
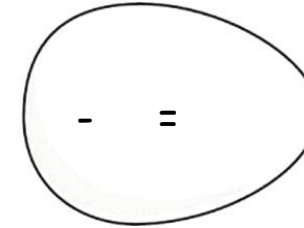
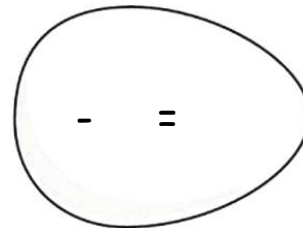
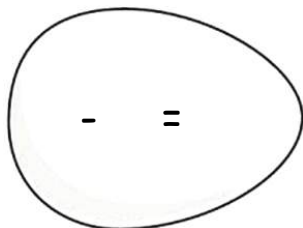
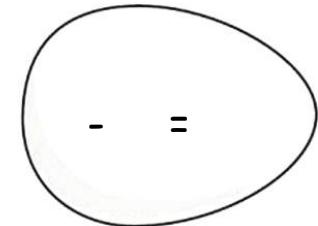
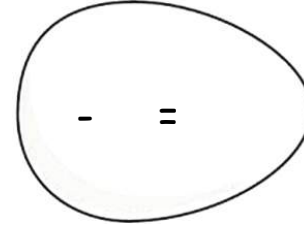
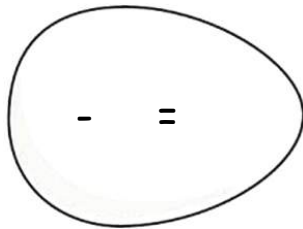
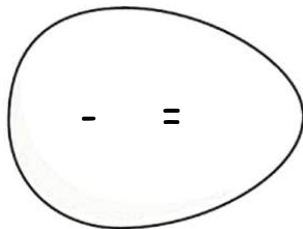
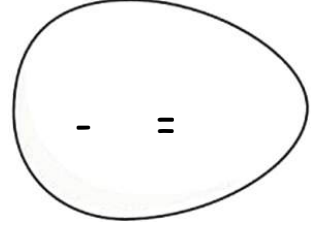
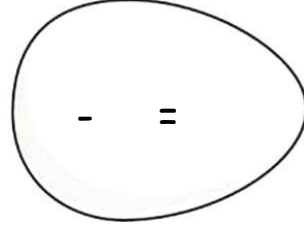
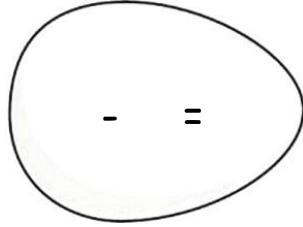
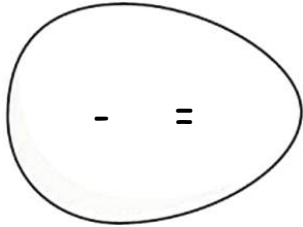

ei-sommen

Allemaal ei-sommen.
Weet jij de uitkomst?
Knap hoor!




ei-sommen

Allemaal ei-sommen.
Weet jij de uitkomst?
Knap hoor!



ei-sommen

Allemaal ei-sommen.
Weet jij de uitkomst?
Knap hoor!



$x =$

$x =$

$x =$

$x =$

$x =$

$x =$

$x =$

$x =$

$x =$

$x =$

$x =$

$x =$

$x =$

$x =$

$x =$

$x =$

$x =$

$x =$

$x =$

$x =$

$x =$


$x =$

$x =$

$x =$

oplossingen

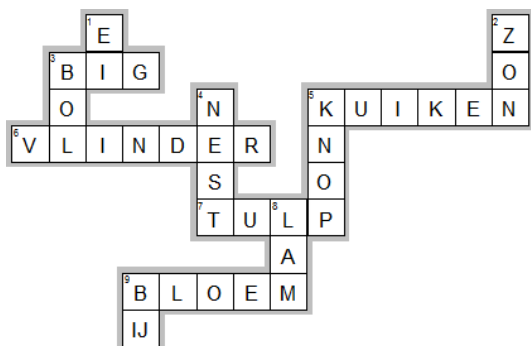
18 verschillen:



Sudoku's:

1	3	4	2	4	3	1	2
4	2	1	3	1	2	3	4
3	1	2	4	3	4	2	1
2	4	3	1	2	1	4	3

Kruiswoordpuzzel:



Aantal lammetjes: 21

Husselwoorden:

jong – nest – lente – maart – kuiken –
bollen - knoppen – vlinder – bloemen

Woord: **VOORJAAR**

Ei-sommen

Hier kunt u als leerkracht zelf diverse sommetjes invullen, waar uw groep op dit moment mee bezig is.

Yurls is een gratis tool waarmee je online je favorieten op internet verzamelt en deelt.

Registreren gaat zo:

- * Ga naar www.yurls.net
- * Klik op 'nieuw account' en vul de gegevens in.
- * Klik op de link in de e-mail die je ontvangt om je account te activeren.
- * Log in met je e-mailadres en het wachtwoord dat je hebt aangemaakt en lees de tips.
- * Het 'Yurlsen' kan beginnen!

Vragen? Ga naar <http://support.yurls.net>

Dit werkboekje maakt deel uit van:

<http://lente.yurls.net> en <http://werkboekjes.yurls.net>