







# YURLS

Pasen werkboekje





1. Schrijfoefening: teken alle manden gelijk.
2. Bijkomende oefening: de manden van de kippen kleur je bruin.  
De manden van de hazen kleur je geel.



zoek de goede letters, zet er een rondje om.



koe

e v e  
a l v e  
n o z a  
k o z h



kalf

e s  
a l p s  
n s o h  
k s o h



stier

e i m  
r l w  
n s t h



melk

e l d  
m t r l d  
k s o a



boer

b e d  
i o d  
n s r h  
k s r h



boerin

a o m e  
b l r a  
a n i r a



koeienvlaai

e n  
o i e v  
k i a a l






hooivork

h o o  
n t r o i  
k t r o v







boerderij

b o e r  
p j o e r d  
k j i r e



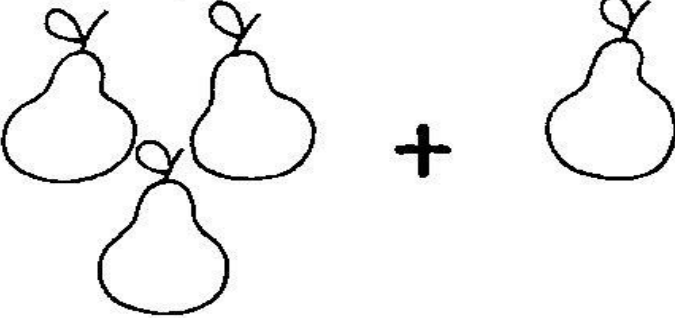

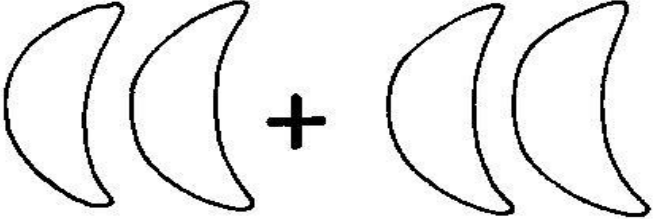
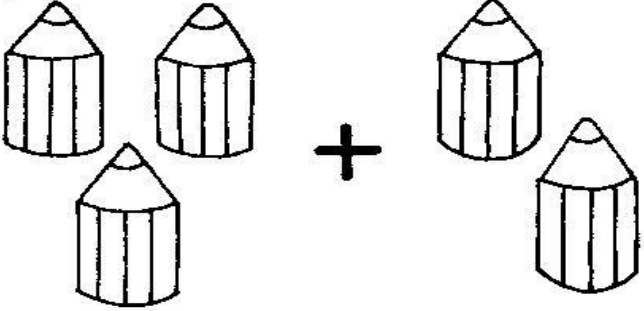
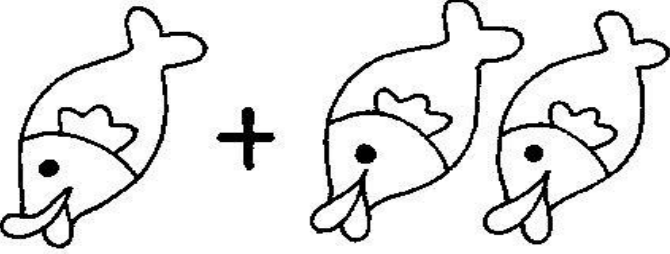
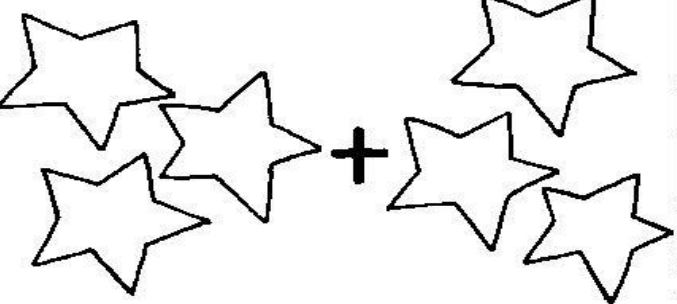
# Lente

zoek de moeder  
bij het jong:  
weet je de naam ervan?




# Optellen

Maak de sommen, de figuren boven de som helpen je.


|   |  |
|---|--|
|  <p><math>3 + 1 = \cdot</math></p>   |  <p><math>4 + 2 = \cdot</math></p>   |
|  <p><math>2 + 2 = \cdot</math></p>  |  <p><math>3 + 2 = \cdot</math></p>  |
|  <p><math>1 + 2 = \cdot</math></p> |  <p><math>3 + 3 = \cdot</math></p> |

Doel: optellen met behulp van voorwerpen.

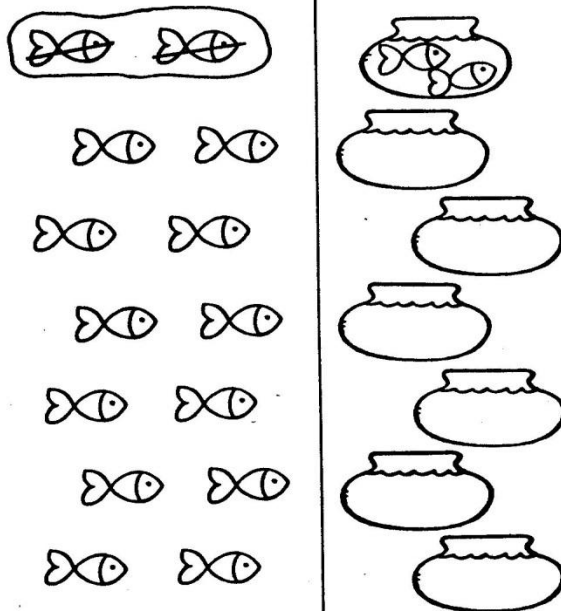
**Ordenen in groepen van 2**



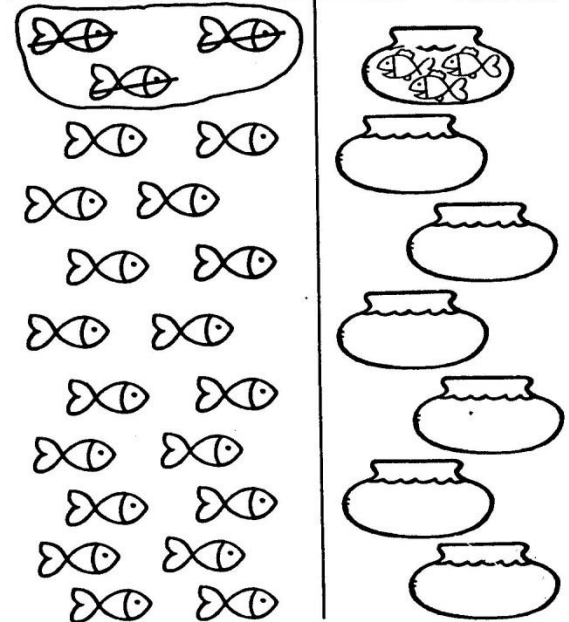
**Ordenen in groepen van 3**



**Ordenen in groepen van 2**



**Ordenen in groepen van 3**



# De dobbelsteen

Naam: .....

Hoeveel is er gegooid?



$3 + 4 = \dots$




$\dots + \dots = \dots$



$\dots + \dots = \dots$



$\dots + \dots = \dots$



$\dots + \dots = \dots$



$\dots + \dots = \dots$




$\dots + \dots = \dots$



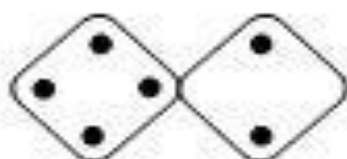
$\dots + \dots = \dots$



$\dots + \dots = \dots$



$\dots + \dots = \dots$









$\dots + \dots = \dots$



$\dots + \dots = \dots$




Maak de rekenzin bij het plaatje



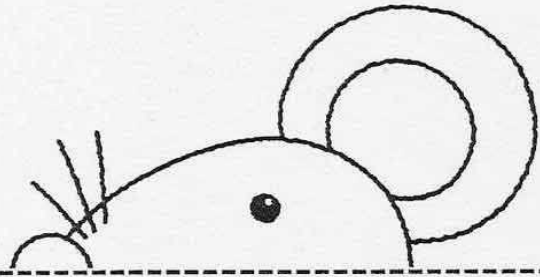

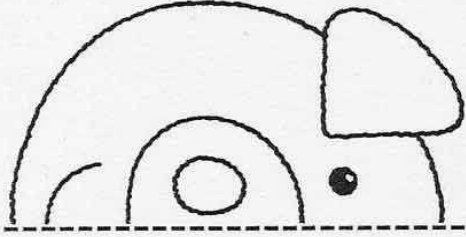

|   |  |
|---|--|
|  <p>Ik zie ..... groepjes van ..... egels</p> <p>..... x ..... = .....</p>   |  <p>Ik zie ..... groepjes van ..... bloemen</p> <p>..... x ..... = .....</p>   |
|  <p>Ik zie ..... groepjes van ..... eikels</p> <p>..... x ..... = .....</p> |  <p>Ik zie ..... groepjes van ..... blaadjes</p> <p>..... x ..... = .....</p> |
|  <p>..... groepjes van ..... paddestoelen</p> <p>..... x ..... = .....</p> |  <p>Ik zie ..... groepjes van ..... vogels</p> <p>..... x ..... = .....</p>  |




Naam:.....

Spiegel deze paashaas (moeilijk)








Een klank met 2 verschillende letters.  
Zeg het woord hardop. Schrijf op wat je hoort.



Vul in en schrijf de hele zin op. Kies uit:


ui - eu - oe - ie

1. de p...s is l...f \_\_\_\_\_
2. het b...k is ...t \_\_\_\_\_
3. de r...s heeft een n...s \_\_\_\_\_
4. zijn v...t is v...s \_\_\_\_\_
5. de k... is b...ten \_\_\_\_\_






Pasen - mobile



Werkblad samenstellingen



+



=

\_\_\_\_\_



+



=

\_\_\_\_\_



+

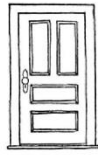


=

\_\_\_\_\_



+



=

\_\_\_\_\_



+



=

\_\_\_\_\_



+



=

\_\_\_\_\_



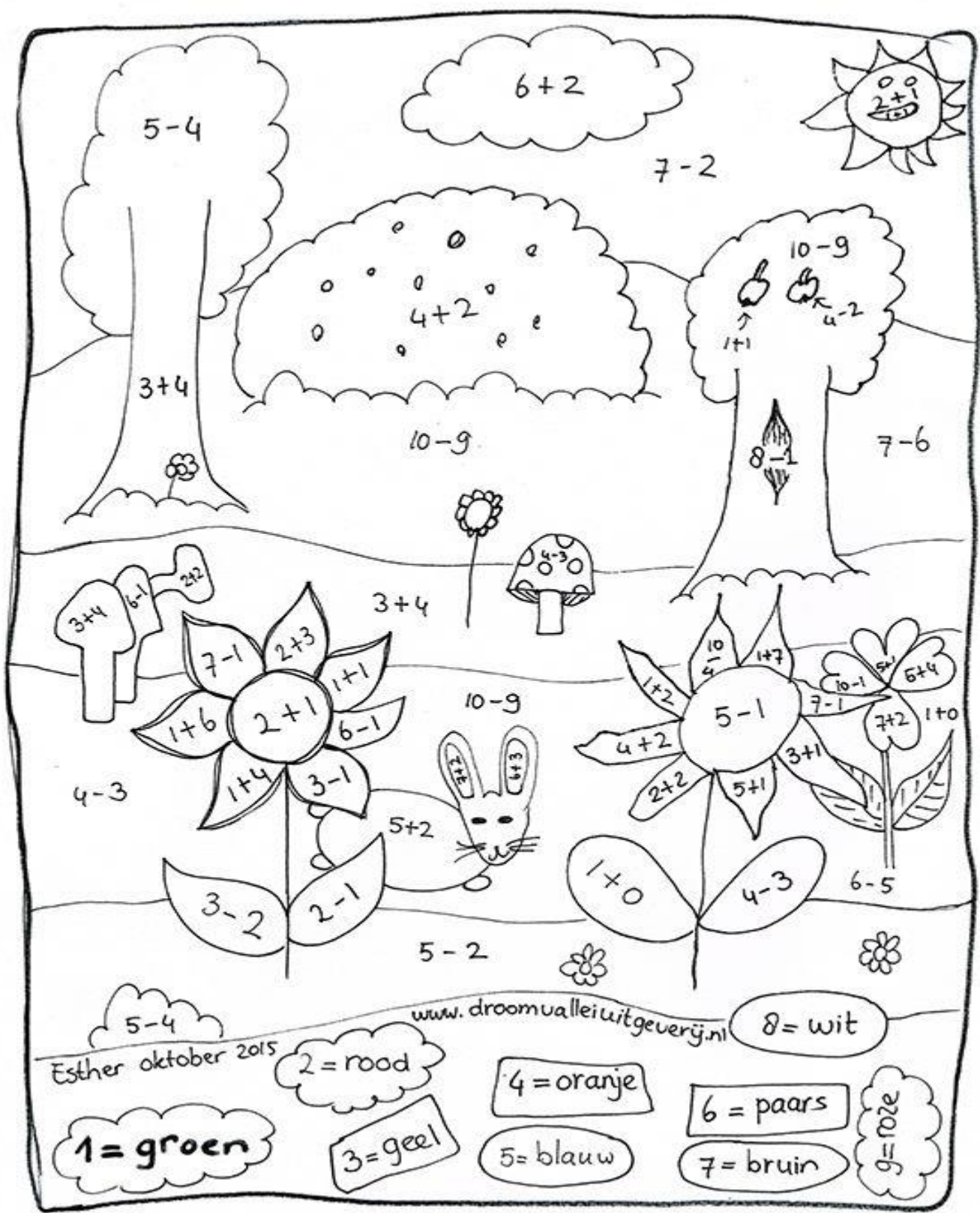
+



=

\_\_\_\_\_





Esther oktober 2015


[www.droomvalleiwitgeverij.nl](http://www.droomvalleiwitgeverij.nl)

8 = wit

Hoe laat is het?



① \_\_\_\_\_



② \_\_\_\_\_



③ \_\_\_\_\_



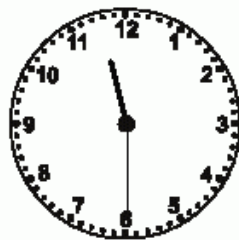
④ \_\_\_\_\_




⑤ \_\_\_\_\_



⑥ \_\_\_\_\_



⑦ \_\_\_\_\_



⑧ \_\_\_\_\_




⑨ \_\_\_\_\_



⑩ \_\_\_\_\_



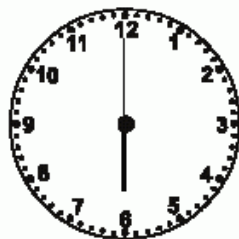
⑪ \_\_\_\_\_



⑫ \_\_\_\_\_



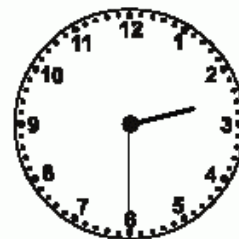
⑬ \_\_\_\_\_



⑭ \_\_\_\_\_



⑮ \_\_\_\_\_



⑯ \_\_\_\_\_