





1 Zoek bij elk bouwset de goede plattegrond. Maak vast.



| | | | | |
|--|---|---|---|--|
| | | | | |
| | 2 | 2 | 2 | |
| | 2 | 3 | 2 | |
| | 2 | 2 | 2 | |
| | | | | |

| | | | | |
|---|---|---|---|--|
| | | | | |
| | | | | |
| 1 | 1 | 2 | 1 | |
| 1 | 2 | 3 | 2 | |
| | | | | |

| | | | | |
|--|---|---|---|--|
| | | | | |
| | | 2 | 2 | |
| | 1 | 2 | 2 | |
| | 1 | 2 | 3 | |
| | | | | |

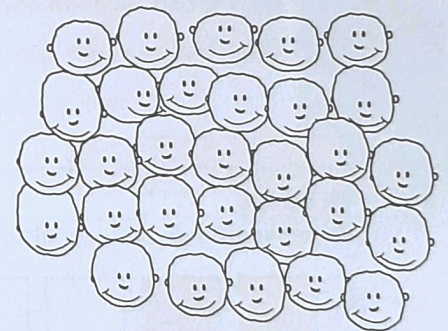


| | | | | |
|--|---|---|---|--|
| | | | | |
| | | 1 | | |
| | 2 | 1 | 2 | |
| | 1 | | 1 | |
| | | | | |

2 Kleur de meisjes geel en de jongens blauw.

a 60% meisjes en 40% jongens

b 40% meisjes en 60% jongens

c 30% meisjes en 70% jongens



3 Reken uit en vul in.

a

| | | | | |
|--------------------|---|----|-----|------|
| \curvearrowright | : | 10 | 100 | 1000 |
| 34 000 | | | | |
| 5000 | | | | |
| 2500 | | | | |
| 700 | | | | |

b

| | | | | |
|--------------------|---|----|-----|------|
| \curvearrowright | : | 10 | 100 | 1000 |
| 51 000 | | | | |
| 3900 | | | | |
| 630 | | | | |
| 904 | | | | |

c

| | | | |
|--------------------|---|-----|------|
| \curvearrowright | : | 100 | 1000 |
| 5100 | | | |
| 480 | | | |
| 67 | | | |
| 90,4 | | | |